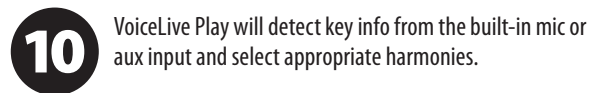
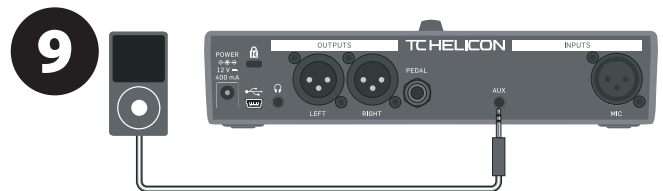
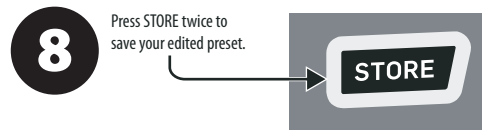
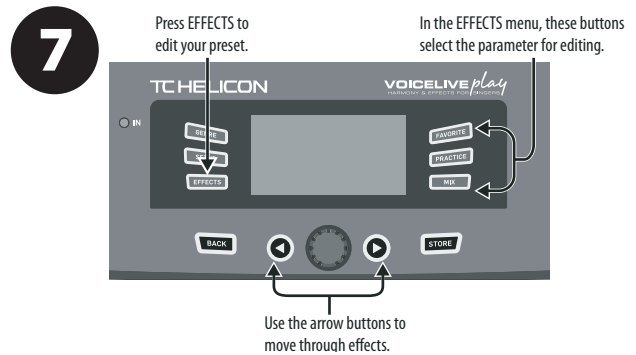
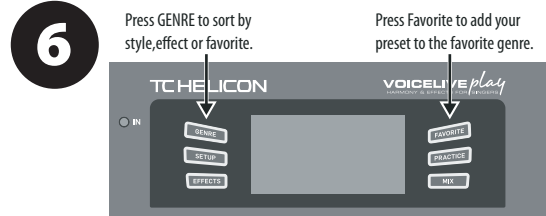
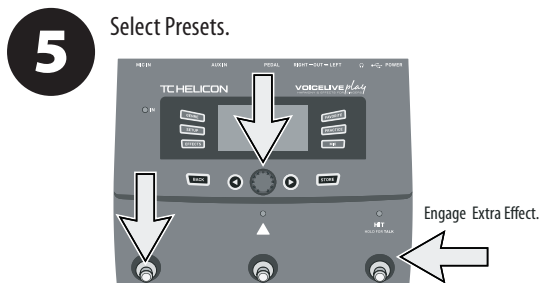
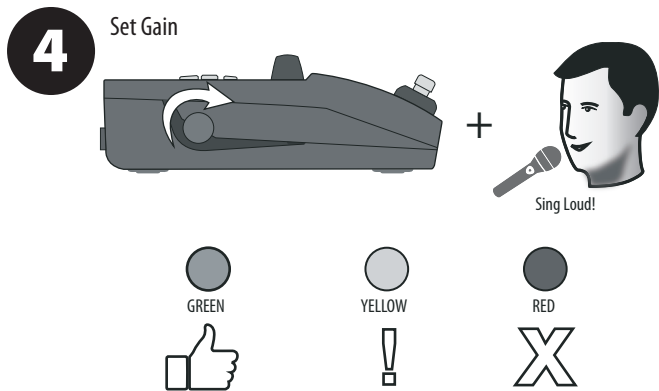
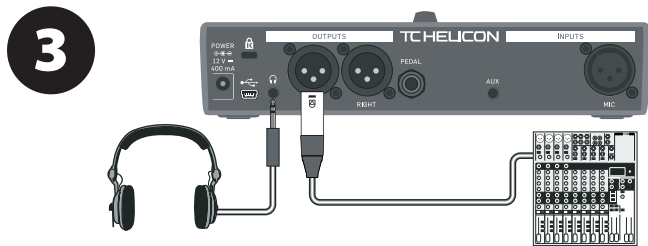
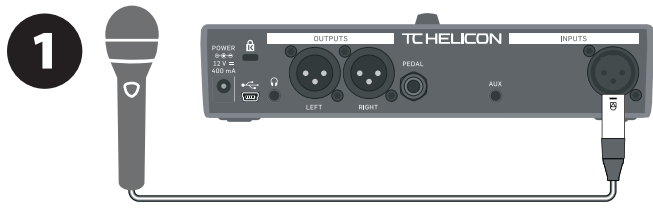


Quick Start Guide


VOICELIVE PLAY

3-Button Vocal Effects Stompbox with Looping



11

Connect to a computer for firmware updates and support.



12

Visit tc-helicon.com to download the full manual.

Frequently Asked Questions

How Do I Select An MP-75 Or Condenser Mic?

Press Setup and use the Left or Right arrows to get to the Input screen. Press the Soft button next to Input and use the Control Knob to select your mic.

How Do I Switch Between Mono And Stereo?

Press Setup and use the Left or Right arrows to get to the Output screen. Press the Soft button next to Output and use the Control Knob to change the output setting.

Can I Cancel The Vocals In A Mixed Song?

Press Setup and use the Left or Right arrows to get to the Output screen. Press the Soft button next to Vocal Cancel and use the Control Knob to turn the feature on. This setting is awesome for singing along!

How Do I Make Loops?

Find a preset you like. Simultaneously hold the Up and Down footswitches for 1 second to enter Loop mode. The display will show the remapped footswitch layout. Tap the Record/Play footswitch on the downbeat and record a short phrase. Tap it again to loop that phrase. Tap yet again to overdub on top of your 1st phrase. Press and hold the footswitch to Undo/Redo. The middle footswitch is for stopping playback and clearing. You can use the Exit footswitch to go and find other presets while the loop plays or records.

Can I Make My Vocal Echo Land On Song Beats?

Yes! Hold the Up footswitch and the Hit footswitch for 1 second to enter Tap Tempo mode. Tap the Hit footswitch on a couple of song beats. You can also use the Up and Down footswitches to trim the BPM (beats-per-minute) to an exact number. The Tap Tempo screen will disappear automatically.

How Do I Set Harmony + Hardtune Key While Standing?

Press the Setup button, then use the Left or Right arrows to locate the Up/Dn Function control. Turn the Control Knob and change it to "Set Key". Press Exit. Now you can hold the Up and Down footswitches to enter Key Set mode. Set your key and scale with the footswitches, then let the screen exit automatically.

Can I Access More Effect Parameters?

Some of the effects like Delay and Harmony have an extra page of stuff you can control. Hold any of the buttons when you're in the effect's editing screen to access the extra controls. If nothing happens, there aren't any extra settings for that particular effect or style. Press Back to return to the original edit page.

What Does Roomsense Do For Me?

Voicelive Play has stereo condenser mics built into the sides of the case, which we call "RoomSense". There are three features that you can select by pressing Setup and adjusting the RoomSense parameter:

Ambient: Mixes the ambient sound of the room into your headphones and USB output. Set RoomSense level in the Mix screen.

Auto Key: Any music that RoomSense can hear is used to set Harmony and HardTune key automatically. Make sure the music is louder or closer to RoomSense than you, the singer.

Vocal: RoomSense replaces the XLR mic input. This is great for auditioning presets and practicing without using a handheld mic. This feature only works with the headphone and USB outputs.

Note: RoomSense is not available when a device is connected to the Aux input.

Optional Accessories:



MP-75
Modern performance microphone with mic control.



Switch 3
3-button footswitch for direct loop control.

LEGAL DISCLAIMER

Music Tribe accepts no liability for any loss which may be suffered by any person who relies either wholly or in part upon any description, photograph, or statement contained herein. Technical specifications, appearances and other information are subject to change without notice. All trademarks are the property of their respective owners. Midas, Klark Teknik, Lab Gruppen, Lake, Tannoy, Turbosound, TC Electronic, TC Helicon, Behringer, Bugera and Coolaudio are trademarks or registered trademarks of Music Tribe Global Brands Ltd. © Music Tribe Global Brands Ltd. 2018 All rights reserved.

LIMITED WARRANTY

For the applicable warranty terms and conditions and additional information regarding Music Tribe's Limited Warranty, please see complete details online at musictribe.com/warranty.

Zhongshan Eurotec Electronics Limited

No. 10 Wanmei Road, South China Modern Chinese Medicine Park, Nanlang Town, 528451, Zhongshan City, Guangdong Province, China