

Connecting the BOSS TONE STUDIO iOS App to the KATANA BASS HEAD Unit

© 2024 Roland Corporation

01

For details on how to use BOSS TONE STUDIO, refer to the “Using BOSS TONE STUDIO for KATANA BASS HEAD” (BOSS website).

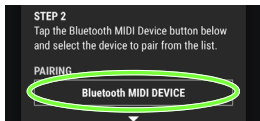
1. Power-on the KATANA BASS HEAD unit and the mobile device.
2. In your mobile device's settings, turn Bluetooth on.



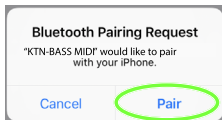
NOTE

Even if "KTN-BASS MIDI" is shown in the "DEVICES" list, don't tap it.

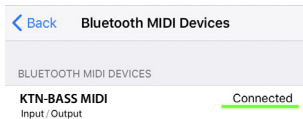
3. Start the "BOSS TONE STUDIO for KATANA BASS HEAD" app that you installed in your mobile device.
4. Tap [Bluetooth MIDI DEVICE] that appears in the screen, and then tap "KTN-BASS MIDI".



If "Bluetooth Pairing Request" appears, tap "Pair".

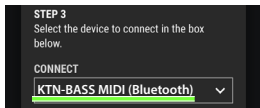


Verify that "Connected" is shown.



5. Tap [<Back] to return to the previous screen.

6. Verify that "KTN-BASS MIDI (Bluetooth)" is shown for "CONNECT" area.



7. Tap [OK] to start communication.

If you can't connect

Check each of the following five items one at a time.

- 1** Make sure that Bluetooth is enabled on the **BOSS Bluetooth® Audio MIDI Dual Adaptor (BT-DUAL)** that's connected to the **KATANA BASS HEAD**

Verify that the BT-DUAL unit's Bluetooth indicator is blinking or lit.

If it is unlit, press the BT-DUAL pairing button to make it blink or light.

- 2** In step 2 of the procedure, could you have tapped a model name shown on the mobile device?

When you turn the Bluetooth switch on in step 2, "KTN-BASS MIDI" might appear in the list of "DEVICES" but you should not tap it. If you tapped it, clear the pairing, and try the procedure again from step 1.

Clearing the pairing

1. Tap the "i" located beside "Connected", and then "Forget This Device".



2. Turn the Bluetooth switch off.



3. Turn Bluetooth on and off once again
Turn Bluetooth on/off again.

4 Close all apps, and try the procedure again from **step 1**.

If you've checked **1**–**3** and still cannot connect to the app, close all apps that are running on your mobile device.

If the KATANA BASS HEAD is paired, clear the pairing.

Closing the app

Double-click the home button, and swipe up on the app screen.

- * The operation for closing an app will differ depending on the mobile device that you're using. Close the app using the appropriate operation for your mobile device.

5 Power-off the mobile device and the KATANA BASS HEAD unit, and then power them on again

If you've checked **1**–**4** and still cannot connect to the app, power-off the mobile device and the KATANA BASS HEAD, wait for about 10 seconds, and power them on again.

If the KATANA BASS HEAD is paired, clear the pairing.

If you've checked **1**–**5** and still cannot connect to the app, contact Roland support.