

CUMULUS™

The Cumulus™ is a triangular broadband acoustic corner trap that effectively absorbs sound energy from 100Hz and up. Designed to fit in corners where the wall and ceiling meet, the Cumulus takes advantage of the natural propagation of sound that occurs in all rooms. Sound waves follow the wall and ceiling planes and accumulate in the corners, a well known hot spot in small rooms.

The Cumulus is amazingly compact yet when in place, creates a 12" deep cavity behind the panel that increases the bass absorption characteristics. Mounting Cumulus traps in a room will generally yield a significant reduction in the problematic low-mid (100Hz - 200Hz) region while leaving the architectural design of the room virtually intact.

Invisible mounting is achieved using spring-tensioned cleats and a single eye-screw. Mounting literally takes minutes and because of the reverse beveled edges Cumulus traps flush mount seamlessly into the room esthetics. The Cumulus is available in 3 colors: black, gray and beige. Sold in pairs.

SPECIFICATIONS:

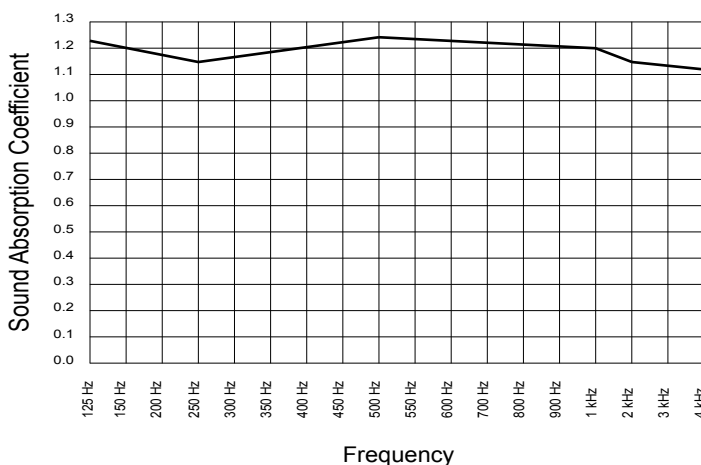
ORDER NUMBER	Z840-1210-XX (xx denotes color code 00=Black; 03= Beige; 08=Grey)
DIMENSIONS	24" (610mm) x 24" (610mm) x 24" (610mm)
PANEL DEPTH	2" (51mm)
CORE MATERIAL DENSITY	Formed, semirigid inorganic glass fibers, 6.0 lbs pcf (96 kg/m3)
WEIGHT	1.65 lbs / .75 kg
FABRIC FACING	Acoustically transparent polyester
BACKING	Sealed with acoustically transparent micro-mesh
EDGE TREATMENT	Reverse bevel edge. Sealed and hardened with resin
RECYCLED CONTENT	Up to 40%
LEED ELIGIBLE	Yes

ABSORPTION CHARACTERISTICS:*

Sound absorption coefficient data

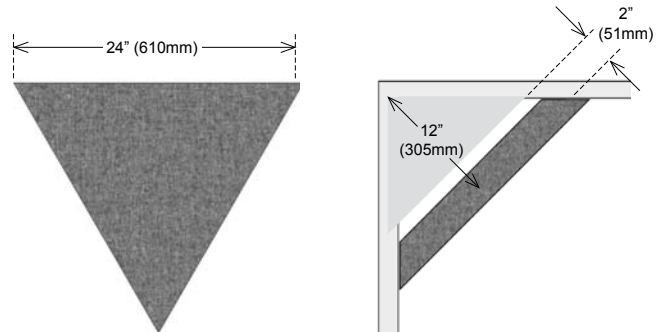

PANEL DEPTH	125Hz	250Hz	500Hz	1kHz	2kHz	4kHz
2" (51mm) Depth	1.23	1.15	1.24	1.2	1.14	1.11

* Testing performance based on Broadway panel test results and 1/4 wavelength calculations.


FIRE & BURN PERFORMANCE:**

TEST	CLASS	FLAME SPREAD	SMOKE DENSITY
ASTM E 84-05	1 OR A	10 - 20 FSI	145 - 200 SD
CAN/UL-S102	1 OR A	10 - 20 FSI	145 - 200 SD

** This method, designated as ASTM E 84-09, "Standard Method of Test for Surface Burning Characteristics of Building Materials", is used to measure and describe the response of materials, products, or assemblies to heat and flame under controlled conditions, but does not by itself incorporate all factors required for fire-hazard or fire-risk assessment of the materials, products, or assemblies under actual fire condition.


APPLICATION:

MOUNTING:

Mounting is accomplished with spring tensioned cleats and a single eye-screw.

