

BASS ARPEGGIOS

Below, we've listed two arpeggios for each of the most-used and well-known kinds of chords. All of them are easy to play. There are, of course, plenty of other arpeggios to learn, but this list will get you off to a great start. All of the first arpeggios start on the E-string, and all of the second arpeggios start on the A-string.

○ = root note




(major)

m / min / - (minor)



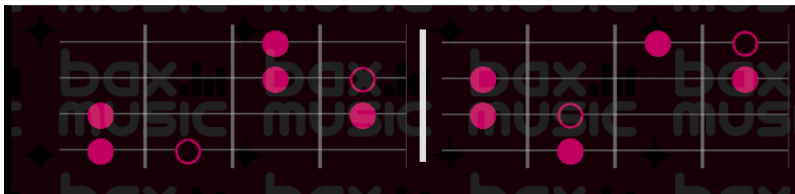
7 (dominant seventh)

m7 (minor seventh)




maj7 / Δ (major seventh)

6 (sixth)



m6 (minor sixth)

dim / ° / m^b5 (diminished)



dim7 / °7 (diminished seventh)

+ / aug (augmented)



sus2 (suspended 2)

sus4 (suspended 4)



THE BASS GUITAR NOTES

To keep things clear, the image below only maps out the root notes (so, A, B, C etc.). The notes that lie between, are the sharps and flats, like the one between F and G, which is F[#]/G^b.

